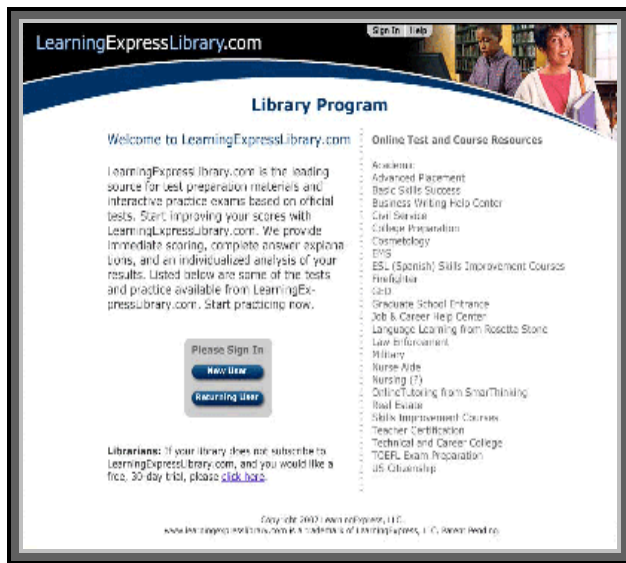




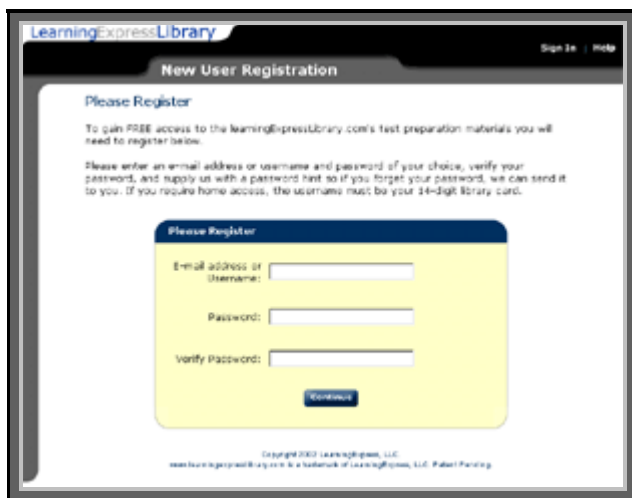
SIGN-IN

- Launch an Internet browser—Internet Explorer or Netscape—and navigate to www.LearningExpressLibrary.com
- Click on “New User” if you are a first time visitor. Telephone the library if you are not accessing Learning Express Library from the library building – a staff member can help you with a user name and password once they have authenticated that you are a library member.



NEW USER REGISTRATION

- This is the registration page if you have selected “New User.”



REGISTRATION CONFIRMATION

- This is the Registration Confirmation that you will receive.
- Please make a note of your password.



The screenshot shows the LearningExpressLibrary website's sign-in interface. At the top left is the logo "LearningExpressLibrary" and at the top right are links for "Sign In" and "Help". The main heading is "Please Sign In". Below this, it says "Welcome Back to LearningExpressLibrary.com" and provides instructions for registered users to enter their username and password, with a link to "here" for those who do not have an account. A yellow-bordered box contains the sign-in form with labels for "Username:" and "Password:", each followed by a text input field, and a "Continue" button at the bottom.

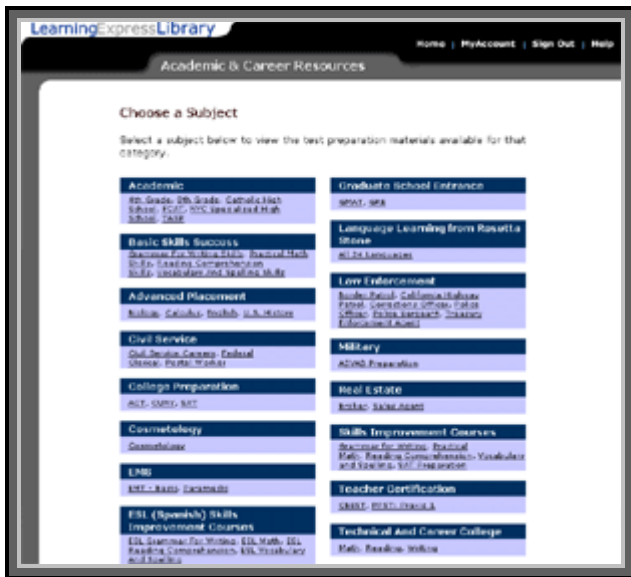
RETURNING USER SIGN-IN

- If you are returning to LearningExpressLibrary.com, you will have selected "Returning User" on the first screen, and will reach this sign-in screen.

The screenshot shows the "Library Program" selection screen on LearningExpressLibrary.com. At the top left is the logo "LearningExpressLibrary" and at the top right are links for "Sign In" and "Help". The main heading is "Library Program". Below this, it asks "To which library do you belong?" and instructs the user to "Please pick your library from the choices below and click 'Update'". There are two radio button options: "Arlington Public Library (Arlington Public Library)" which is selected, and "None of the above". An "Update" button is located at the bottom of the form.

CODABAR USERS

- You will not always see this screen. It will only appear when your library card number is similar to another library card number.



RESOURCES HOME PAGE

- The Academic and Career Resources page lists the exams and courses that were chosen by your library to be available on LearningExpressLibrary.com.



RESOURCE DETAILS

- You can find out more about the test by clicking on it, or proceed to take the test by selecting "Practice Now!"



YOUR MyAccount

- Selecting "Practice Now" enters the test into your account. Select "Start" to proceed to the test. Selecting "Add Products" returns you to the Academic & Career Resources page.

LearningExpressLibrary 

Welcome to Your Test Instructions Page!
 Before you begin your test, it's very important to take a few minutes to review these instructions to be sure you get the most from your online testing experience. Below you will find information about your specific test, followed by a set of general instructions on how to take your test online.

Postal Worker Exam (470 Battery) 1

Test Instructions:

To work for the United States Postal Service (USPS) you must pass Test 470, sometimes referred to as the 470 Battery Examination. Applicants must take Test 470 for most entry level jobs, including clerk, carrier, mail handler, mark-up clerk, mail processor, flat-sorting machine operator, and distribution clerk.

For more instructions on using and taking this test online, please click the blue **"Instructions"** button found on the top of the screen within your exam.

[Start](#)

TEST INSTRUCTIONS

- After selecting "Start," the test instructions page appears. After reading the instructions, select "Start" at the bottom of the page.

LearningExpressLibrary **Postal Worker Exam (470 Battery) 1**

[Instructions](#) [Questions](#) [Print/Save](#) [Score My Test](#) Test ID: 2556

Section: Address Checking

INSTRUCTIONS:
 Below are 95 pairs of addresses. Look at each pair and decide if the two addresses are alike or different in any way. If they are exactly ALIKE, mark A on your answer sheet. If they are DIFFERENT in any way, mark B. You will have six minutes to answer the 95 questions. Note: Do not guess on this section, even if you are running out of time, since you are penalized a full point for every wrong answer.

1. 1016 Mythe Ct W 1116 Mythe Ct E
 A. alike
 B. different
 Skip this question for now.

2. 1114 E. 56th St 1115 E 56th St
 A. alike
 B. different
 Skip this question for now.

3. Washington DC 20000 Washington DC 20000

TEST

- Proceed with the test; you will receive results and analysis upon completion by selecting "Score My Test." Selecting "Finish My Test Later" saves the portion completed in your account, which can be retrieved by going to "My Account."

LearningExpressLibrary Sign In | Help

Score Report

Postal Worker Exam: Address Checking Practice **Total Score: 15%**

For every correct answer on this section you are given one point. One point is taken away for every incorrect answer. This report shows your score on the Address Checking questions. This practice is designed to improve your skills for this part of the 470 Battery and this score is only an estimate of how you would do on the actual exam. You may need to improve your score before you take the official 470 Battery Exam. If you would like more practice with this type of question, or you would like to learn more about how to improve your score, please see our personalized recommendation below.

Postal Worker Exam: Address Checking Practice	QUESTIONS	CORRECT	INCORRECT	SKIPPED	SCORE
Multiple-Choice Question Results	#	#	#	#	%
Address Checking	95	55	40	0	15%
Total Score for Multiple-Choice Questions:					15%

Personal Recommendations

Postal Worker Exam (2nd edition)
 Increase your speed and accuracy! Postal Worker Exam (2nd edition) has all the information you need to score your best on the Address Checking section of the 470 Battery.

Postal Worker Exam (2nd edition)
 This completely revised edition provides the help USPS applicants need to get the edge over competitors. - [Learn More](#)

[Return To MyAccount](#) [View Answers](#)

SCORE REPORT

- Following are the results of selecting "Score My Test." Scroll to the bottom of the screen and select "View Answers."

learnatetest.com **Postal Worker Exam: Address Checking Practice**

[Instructions](#) [Questions](#) [MyAccount](#) [Score Report](#)

3. 419 S Dunsbar 419 S Dunsbar

A. alike
 B. different

Explanation:
Section: Address Checking
Subsection: Address Checking

4. 4370 McColloagh Way 4370 McColloagh Way

A. alike
 B. different

Explanation:
Section: Address Checking
Subsection: Address Checking

5. 79 McGee St 79 McGee St

A. alike
 B. different

Explanation:
Section: Address Checking
Subsection: Address Checking

COMPLETE ANSWER EXPLANATIONS

- By choosing "View Answers," you will receive the analysis of the right and wrong answers. Please close the browser to log out.

User Instructions

LearningExpress, LLC
 55 Broadway, 8th Floor, New York, NY 10006
 Phone (800) 295-9556 Fax (212) 995-5512
 Visit Our Website at www.learningexpress-llc.com